

PRODUCT INFORMATION PACKET

Model No: 5K49PN4564
Catalog No: K458
3/4, 1800, TENV, 56, 3/60/230/460
Brake



Regal and Marathon are trademarks of Regal Beloit Corporation or one of its affiliated companies.
©2018 Regal Beloit Corporation, All Rights Reserved. MC017097E

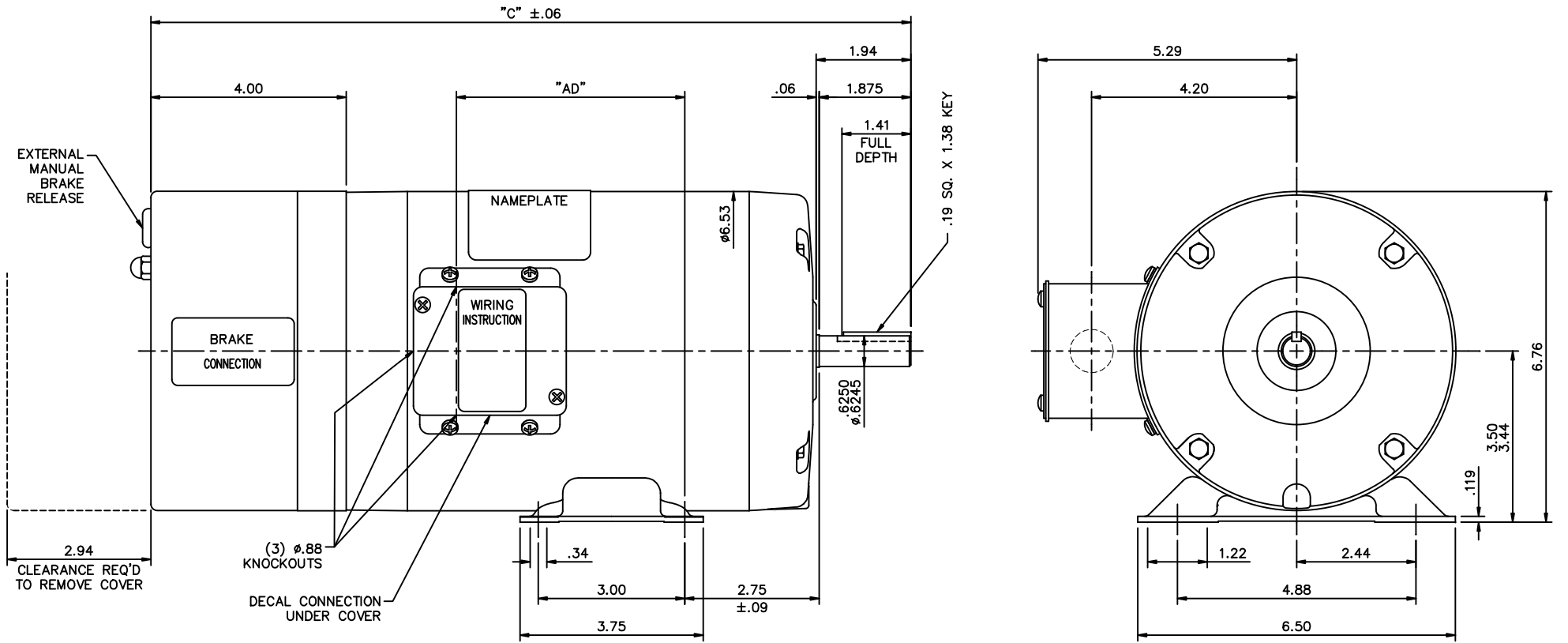


Nameplate Specifications

Output HP	0.75 Hp	Output KW	0.55 kW
Frequency	60 Hz	Voltage	230/460 V
Current	2.5/1.3 A	Speed	1725 rpm
Service Factor	1	Phase	3
Efficiency	80 %	Duty	Continuous
Insulation Class	B	Design Code	B
KVA Code	L	Frame	56
Enclosure	Totally Enclosed Non Ventilated	Overload Protector	No
Ambient Temperature	40 °C	Drive End Bearing Size	6203
Opp Drive End Bearing Size	6203	UL	Recognized
CSA	Y	CE	N
IP Code	43		

Technical Specifications

Electrical Type	Squirrel Cage Induction Run	Starting Method	Across The Line
Poles	4	Rotation	Reversible
Mounting	Rigid base	Motor Orientation	Horizontal
Drive End Bearing	Ball	Opp Drive End Bearing	Ball
Frame Material	Rolled Steel	Shaft Type	NEMA 56
Overall Length	14.56 in	Frame Length	6.00 in
Shaft Diameter	0.625 in	Shaft Extension	1.94 in
Assembly/Box Mounting	F1 Only		
Outline Drawing	028529ME-600	Connection Diagram	005010.15ME

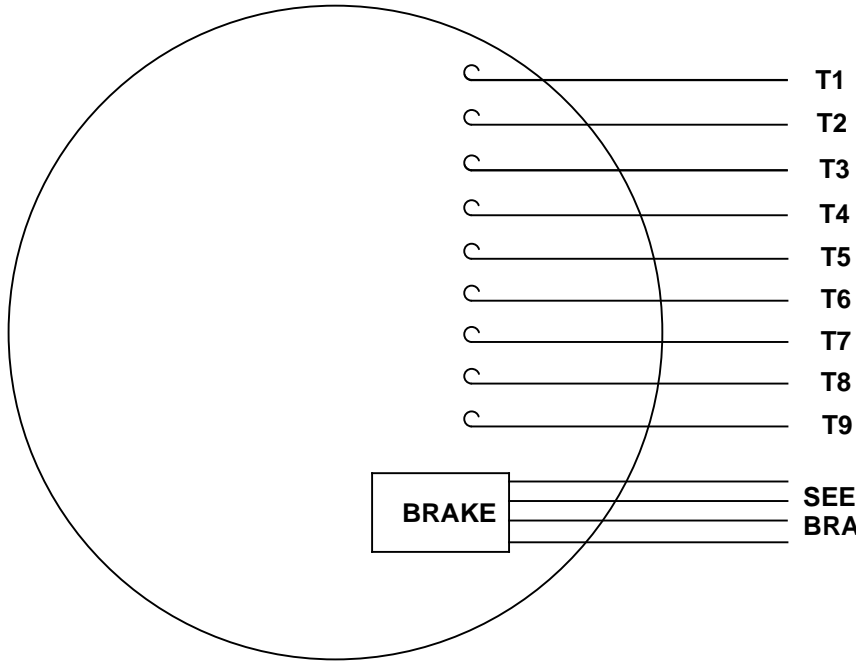


GASKETS THROUGHOUT

DASH NO.	"C"	"AD"
550	14.06	3.18
600	14.56	3.68
700	15.56	4.68

				TOLERANCES UNLESS SPECIFIED				DRAWN LST 7/9/09			
				DEC.	INCHES			CHK	APPD		
				.X	±.1	TITLE		SCALE	1=2		
				.XX	±.03	OUTLINE - 56 FRAME		REF	EP55-007		
				.XXX	±.005	TENV - RIGID		FMF			
01	MOVED BRAKE CONNECTION DECAL PER ISAAC 10-4500	ARV 10/14/10	KH	.XXXX	±.0005	MAT'L		PREV			
NO.	REVISION	BY & DATE	CHK	ANG	±1/2'	FINISH					
THIS DRAWING IN DESIGN AND DETAIL IS OUR PROPERTY AND MUST NOT BE USED EXCEPT IN CONNECTION WITH OUR WORK ALL RIGHTS OF DESIGN AND INVENTION ARE RESERVED THIS IS AN ELECTRONICALLY GENERATED DOCUMENT - DO NOT SCALE THIS PRINT						RFP	CAD FILE	028529ME	SIZE	DRAWING NO.	REV.
						DIST		B	028529ME	01	

VIEW FROM OUTSIDE OF MOTOR AT SWITCH END.

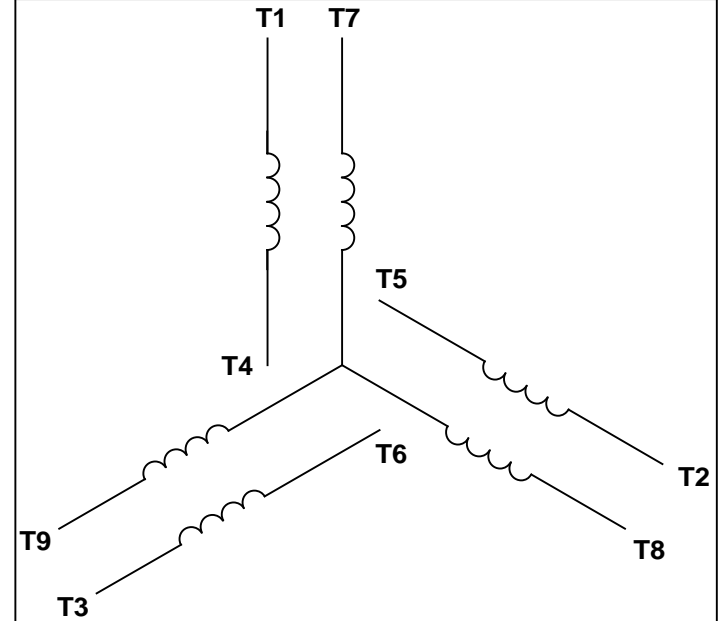


T1
T2
T3
T4
T5
T6
T7
T8
T9

BRAKE

SEE TABLE FOR
BRAKE CONNECTIONS

LINE LEADS



VOLTAGE	L1	L2	L3	JOIN & INSULATE
HIGH	T1	T2	T3	(T4, T7) (T5, T8) (T6, T9)
LOW	T1, T7	T2, T8	T3, T9	T4, T5, T6

RBC PROPRIETARY AND CONFIDENTIAL INFORMATION
This document is the property of REGAL BELOIT CORPORATION ("RBC") including its subsidiaries and divisions and contains proprietary information of RBC. This document is loaned on the express condition that neither it nor the information contained therein shall be disclosed to others without the express written consent of RBC, and that the information shall be used by the recipient only as approved expressly by RBC. This document shall be returned to RBC upon its request. This document may be subject to certain restrictions under U.S. export control laws and regulations.

BRAKE CONNECTION

VOLTAGE	STERNS BRAKE			DINGS BRAKE		
	L1	L2	Join	L1	L2	Join
HIGH	1(RE D)	2(RE D)	3(BLACK) 4(BLACK)	2(BLACK)	4(YELLOW)	1(YELLOW) 3(BLACK)
LOW	1(RE D) 3(BLACK)	2(RE D) 4(BLACK)	-----	2(BLACK) 3(BLACK)	1(YELLOW) 4(YELLOW)	-----

		TOLERANCES UNLESS SPECIFIED				DRAWN MDN 03/26/03	
		DEC	INCHES			CHK	
		.X	±.1			APPR	
		.XX	±.01			SCALE 1:1	
		.XXX	±.005	TITLE EXTERNAL WIRING DIAGRAM 3 PHASE W/O PROTECTOR		REF	
--	REDRAWN IN SOLIDWORKS	VJB 02/08/11	.XXXX	±.0005	MAT'L MTR DECAL - 004014 BRAKE DECAL - 080034		FMF
NO	REVISION	BY & DATE	CHK	ANG ±1/2°	FINISH		PAGE OF
THIRD ANGLE PROJECTION			RFP	PREV	SIZE	DRAWING NO	
			NETWORK FILE NAME 00501015ME			A	005010-15ME
							REV
							--